

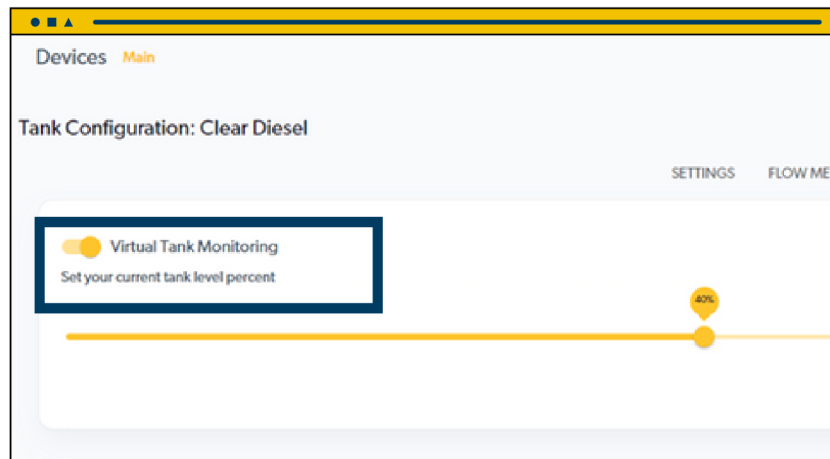
What is Virtual Tank Monitoring?

Keep track of your current tank levels in real time on your Fuel Lock™ device, web dashboard, and mobile app. A setting for a low tank alert can be toggled on or off to activate a mobile alert.

How do I set up Virtual Tank Monitoring on my existing Fuel Lock device?

In just a couple of minutes, you can set up virtual tank monitoring on existing and new Fuel Lock devices.

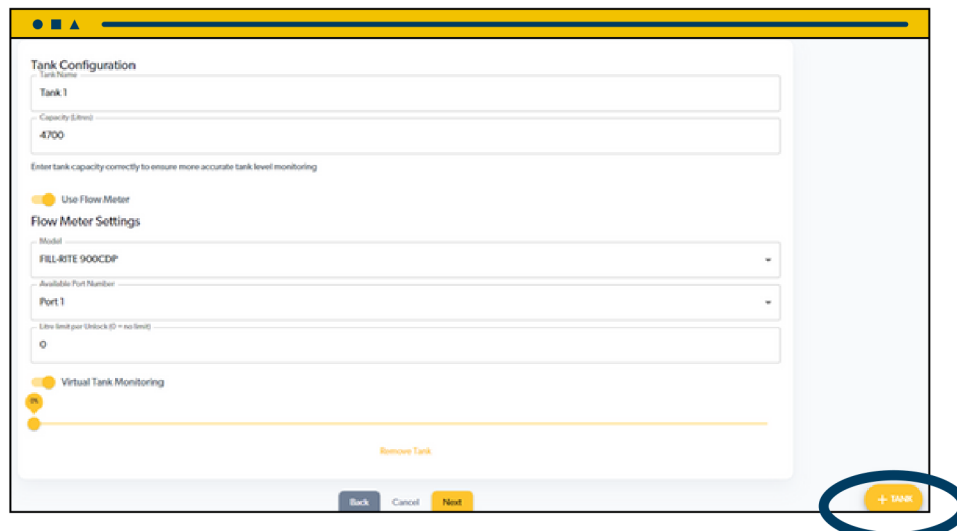
1. Go to **Devices > Tank Configuration > Edit Tank > Virtual Tank Monitoring**



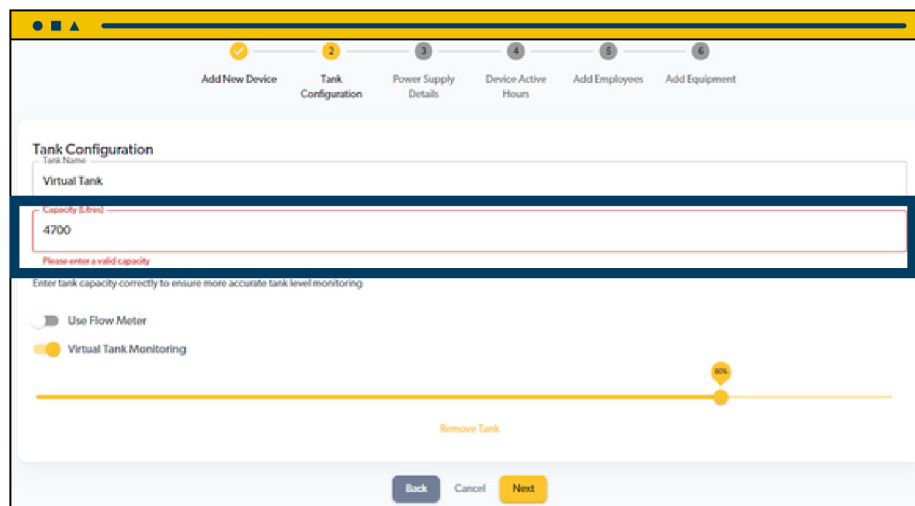
2. From here, toggle on the **Virtual Tank Monitoring** button on and use the slider to set your current tank level. This will set the starting point for tank level monitoring.
3. Repeat steps 1 and 2 for each tank on each device you have.

How do I set up Virtual Tank Monitoring on my new Fuel Lock device?

1. During the device setup wizard, enable **Tank Monitoring** and calibrate your current tank level for the first time. If setting up multiple tanks, click **+ Tank** in the bottom right corner.



IMPORTANT NOTE: Make sure the tank Capacity is set correctly for accurate readings. Capacity will either be in gallons or litres based on your Account Preferences.

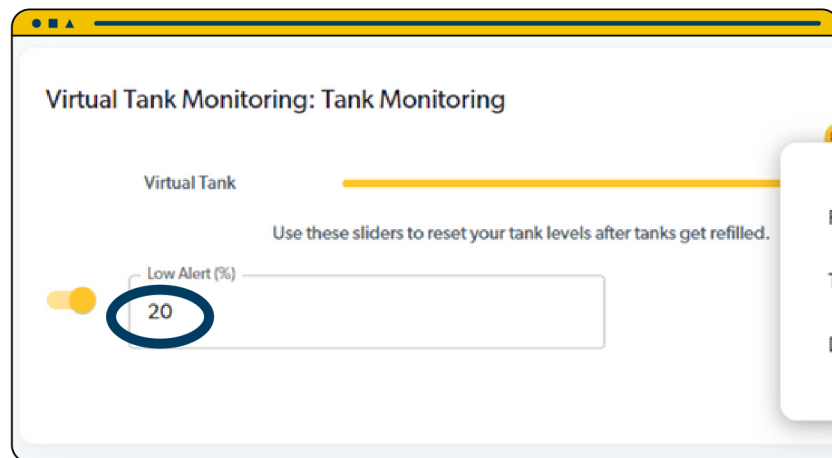


2. Once your initial setup is complete, your Fuel Lock device will begin monitoring your tank level.

How do I set up Virtual Tank Monitoring alerts?

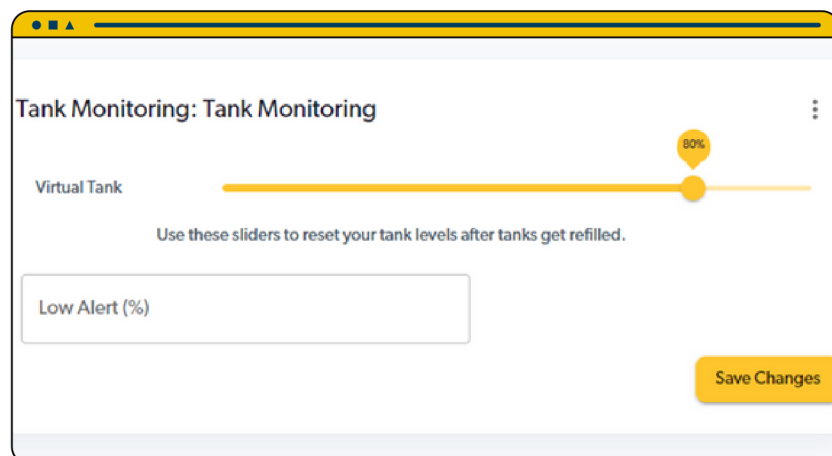
You also have the ability to set a low-level alert, which will send you a mobile app push notification when your tank level falls below your set amount.

1. To set up alerts to notify you when your tank level is low, toggle the **Low Alert (%)** to **On**.
2. Enter your percentage value that you'd like to be alerted and **Save**.



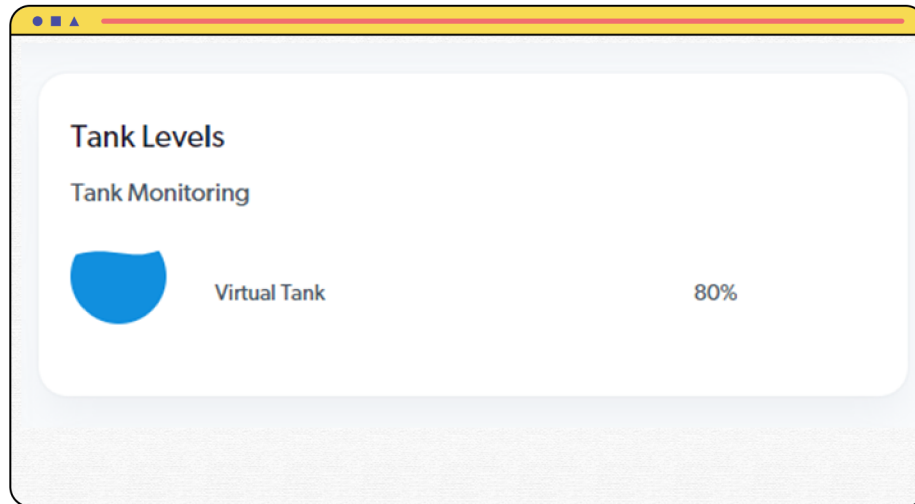
What are the steps that I need to do once a tank gets refilled?

1. When your tank gets refilled by your provider, go to **Settings > Account Preferences** to reset your tank level.
2. Use the sliders to set your tank to 100% (or whatever level is appropriate) and click **Save Changes**.



Ready, set and monitor!

1. Now you can easily view your tank levels on the dashboard of your Fuel Lock mobile and web portal!



2. You can also view and reset tank levels from your Fuel Lock device.

